

REGISTER YOUR E-BIKE NOW!


Scan the QR code to immediately register your electric bike.
Once registered you can enjoy a **1 year Limited Warranty**.



DECIBEL
MOTO
20

INSTALLATION

Install the handlebar.




Attach the rotor.



Install the wheel.



Attach the fender.

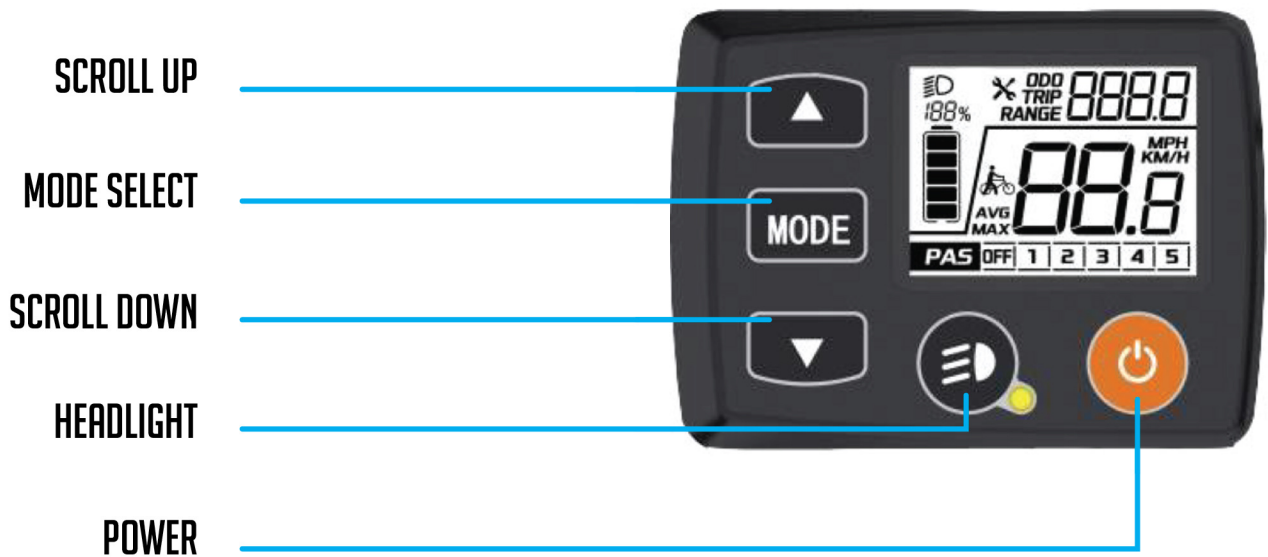


Attach the pedals.



FULL MANUAL HERE:





Power: Press once to turn on and press & hold to turn off.



Scroll Up: Press once to move to higher pedal assist.



Headlight: Press once to turn on and press & hold to turn off.



Mode: Press once to move between *TRIP, ODO, and RANGE.



Scroll Down: Press once to move to lower pedal assist.

***TRIP Clear Function:**

Press the UP and DOWN buttons at the same time for more than 1 second to clear the trip data information.

Metric and Imperial Measurement: The default measurement is Metric. To switch to Imperial:

Press and hold the MODE and SCROLL DOWN buttons for three seconds to enter the settings interface. Short press the SCROLL UP button three times to find the UNT screen. Short press the MODE button to enter the edit mode. Short press the SCROLL UP or SCROLL DOWN buttons to select MPH or KM/H. Long press the MODE button to save. Long press the Mode button to exit.

